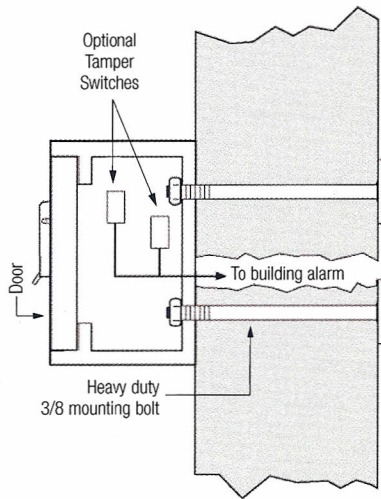
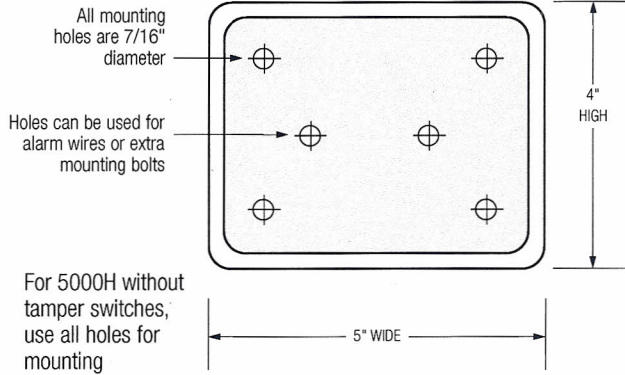
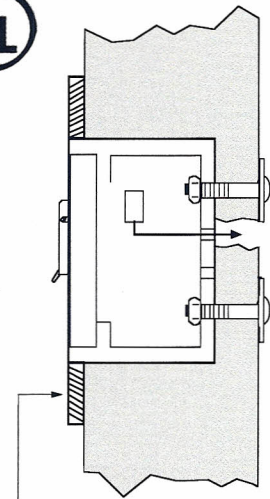


EAS MODEL 5000H with hinged cover Installation Diagrams

Check with local fire department for suggested mounting height and location
 3/8" grade 8 bolts recommended to install all EAS products



5000H Surface Mount with tamper switch



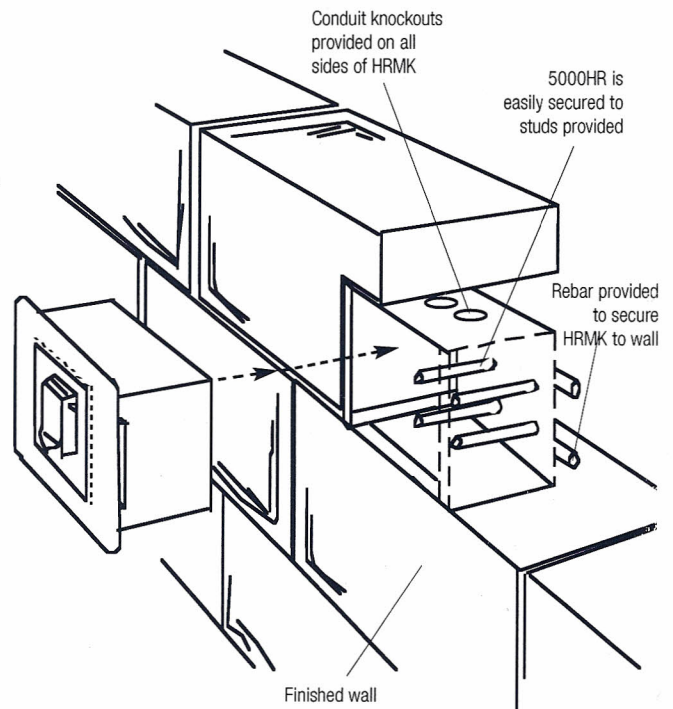
5000HR Recessed Mount with flange

5000HRMK Recessed Mounting Kit for Hinged Box

PLEASE NOTE: This kit can only be used prior to wall being erected. It must be installed in the wall as it is being built. The Recessed Mounting Kit 5000HRMK is to be used with Models 5000HR and 5000HRTS only. After HRMK is installed, the 5000HR or 5000HRTS can easily be secured inside by using studs and hardware supplied with unit. Please see mounting diagram or call 401-295-7707 if you have any questions regarding installation.

5000HRMK Dimensions: 6 1/8" H x 6 1/8" W x 4" D including Rebar

It is very important that the Hinged Recessed Mounting Kit (HRMK) cover plate screw heads be even with the finished wall. It is also very important that the 5000HRMK be level for proper alignment of the 5000HR key box.



EMERGENCY ACCESS SYSTEMS, INC.

P.O. Box 1811, Kingston, RI 02881

Tel: 401-295-7707 Fax: 401-295-7708

TOLL FREE 1-877-562-5269